



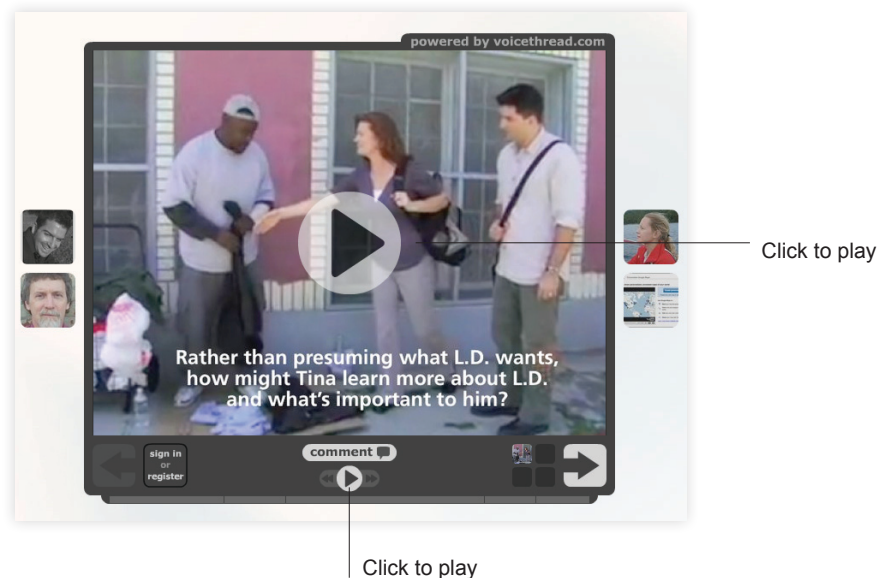
How to participate in VoiceThread

All of the online courses utilize VoiceThread to foster group collaboration and conversation around a topic.

A VoiceThread is a collaborative, multimedia slide show that allows you to navigate pages and leave comments in five ways - using voice (with a mic or telephone), text, audio file, or video (via a webcam). Additionally, VoiceThread enables you to draw on top of the screen as you record your comment (using mic, webcam, or keyboard).

To access a VoiceThread from within a course presentation, click on the link to “join the conversation”. Once launched, the following are the steps to participate in a VoiceThread:

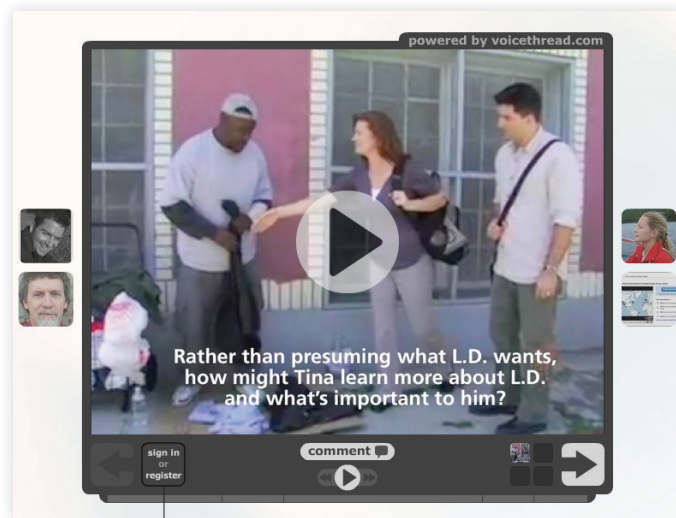
1. Once a VoiceThread is loaded, you may view the comments others have left on the topic by clicking a play button.





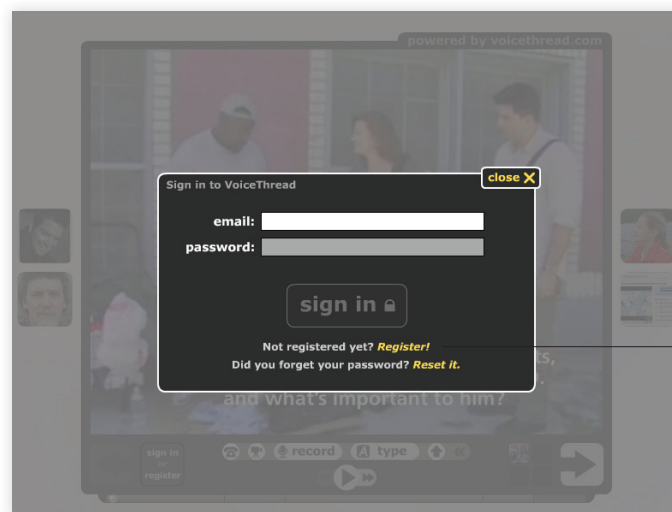
HOMELESSNESS RESOURCE CENTER

2. To leave your own comment on the topic, you must first sign in or register with VoiceThread by clicking on the “sign in or register” button.



Click to sign in or register

If you have registered with VoiceThread, sign in with your email and password. Please note that this sign in is not the same account used to access the online courses, it is unique to VoiceThread. To register with VoiceThread, simply click on the “Register” button and fill in the necessary information.

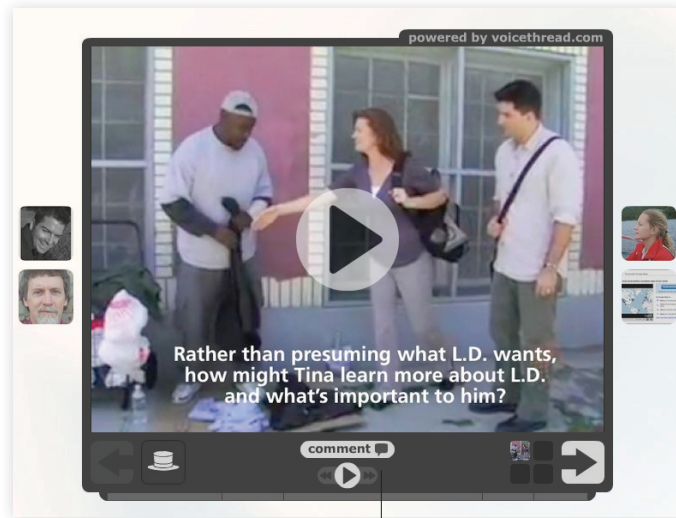


Click here to register



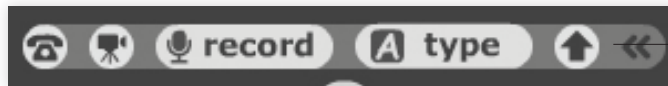
HOMELESSNESS RESOURCE CENTER

3. Once you are logged in, you may leave a comment by selecting the “comment” button.



Click here to leave a comment

When selected, you will have five ways to leave a comment - by phone, webcam, microphone, keyboard, or by uploading an audio file. Select an option by clicking the appropriate button.



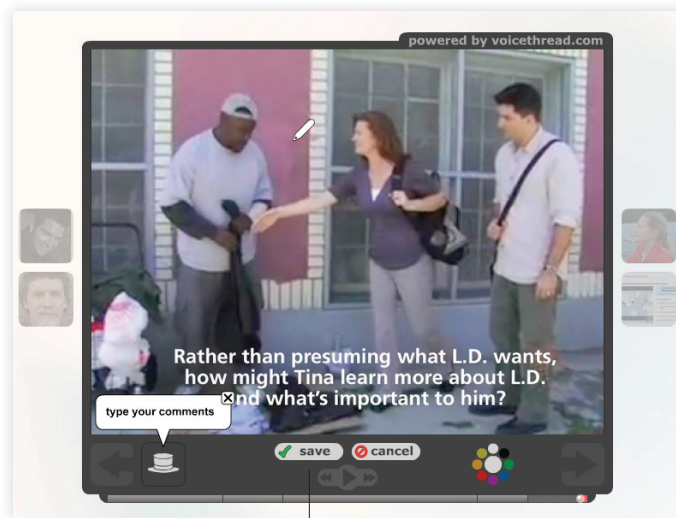
Comment type buttons

While you are leaving your comment, you also have the ability to “draw” on the screen by clicking and dragging your mouse over the image area.



HOMELESSNESS RESOURCE CENTER

4. Once you have finished creating your comment, click on the “save” button to publish your comment for others to view.



Click “Save” to publish your comment

To learn more about VoiceThread, visit <http://www.voicethread.com>.